

SPECIFICATIILE REFERITOARE LA PRODUS

■ Lamelele

- compozitie aluminiu eloxat, vopsit in camp electrostatic
- latime 25 mm
- grosime 0,21 mm
- 58 culori

■ Garnisa

- compozitie otel galvanizat vopsit in camp electrostatic
- culori asortate cu lamelele

■ Componente

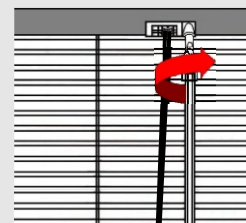
- snur si scarite plasticate in culori asemanatoare garnisei

■ Accesorii optionale

- garnisa de mascare, in culori alb sau maro inchis (fig. 4)
- cleme de fixare in partea inferioara (fig. 3)

Atentie

- Folosirea garnisei de mascare poate fi facuta in cazul in care jaluzeaua se monteaza intre baghetele geamului ("pe sticla") sau atunci cand se monteaza in golul glafului pe margine.
- In cazul in care se opteaza pentru garnisa de mascare, trebuie avut in vedere ca nu se vor putea monta si clemele pentru fixare in partea inferioara.



vedere din interior

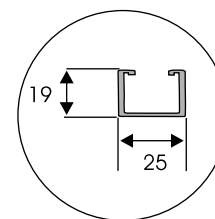


Fig. 1

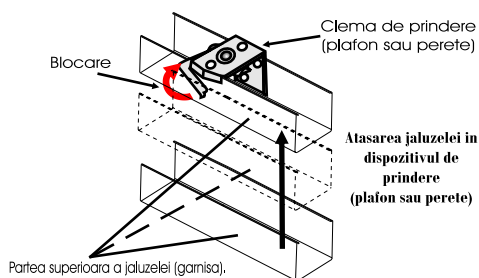


Fig. 2

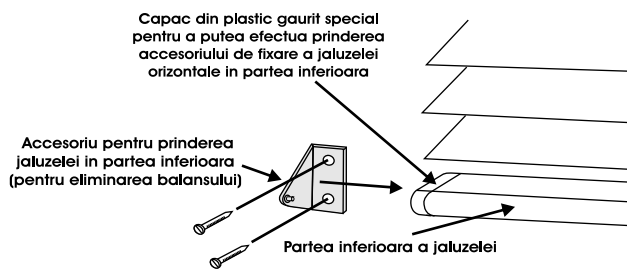


Fig. 3

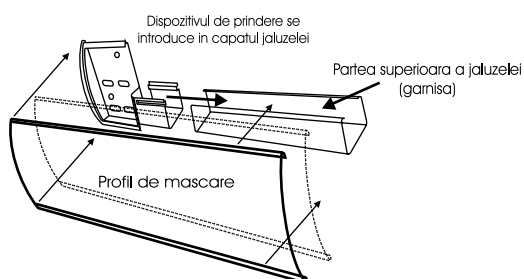


Fig. 4

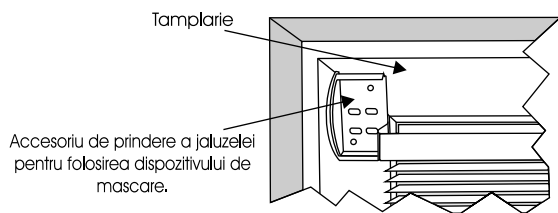
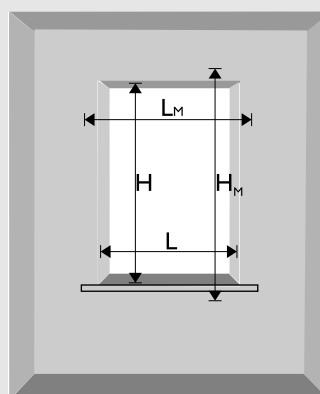


Fig. 5

MASURATORI



L - latimea deschiderii
 L_M - latimea jaluzelei
 H - inaltimea deschiderii
 H_M - inaltimea jaluzelei

$$L_M = L + 3 \text{ cm}$$

$$H_M = H + 4 \text{ cm}$$

dimensiunea
 comenzii

$L_M \times H_M$

modalitatea de masurare
 vedere din interiorul incaperii